


TECHNICAL DATA SHEET



TECHNICAL DATA

- Maximum flow rate (ErP2018) 4200 m³/h at 630 Pa working pressure
- Counterflow heat recovery unit, aluminium, with >80% efficiency
- EC fans, backward curved centrifugal, low consumption
- Low pressure drop filters: F7 (ePM1 70%) for fresh air and M5 (ePM10 50%) for extraction
- Structure in aluminium profiles and sandwich panels (pre-painted sheet metal outside, galvanised sheet metal inside)
- Rock wool thermal/acoustic insulation 25 mm thick
- Nominal voltage: 400 V 3F 50-60 Hz Max. absorption: 5,2A 3,4KW
- Dimensions excluding ducts and condensate drain (l x w x h): 1800x1250x1350 mm
- Nominal pipe diameter: Ø 450 mm
- Weight: 455 kg
- Integrated bypass for free-cooling / free-heating (manual, motorised or automatic operation)
- Horizontal or vertical configuration with the possibility of changing the orientation of the air ducts on jobsite
- Available with the following controls: 3-speed Easy 3E, electronic with white LCD display Smart EB
- Integrated frost protection
- Operating conditions: ambient temperature between 0 °C and 45 °C, humidity <80%

AVAILABLE CONTROLLER



Easy 3E - Electronic control/connection board installed on board the machine; remote control with on/off, speed selection from 3 preset speeds (speed calibration can be changed using trimmers on the board), opening/closing signalling (it is possible to modify the speed setting by acting on the trimmers on the board), by-pass opening/closing signalling (with automatic control), anti-blocking protection signalling. Closure by-pass signalling (with automatic control), frost protection signalling (with automatic control by reducing the fan speed). By reducing the speed of the inlet fan, dirty filters signalling (counting of operating hours) and hours of operation) and temperature probe failure. Possibility of controlling the unit through simple digital inputs (on-off and remote speed). The remote control can be installed inside a type 503 horizontal box. Possibility of (automatic) control of a possible antifreeze heater (even 2 stages).

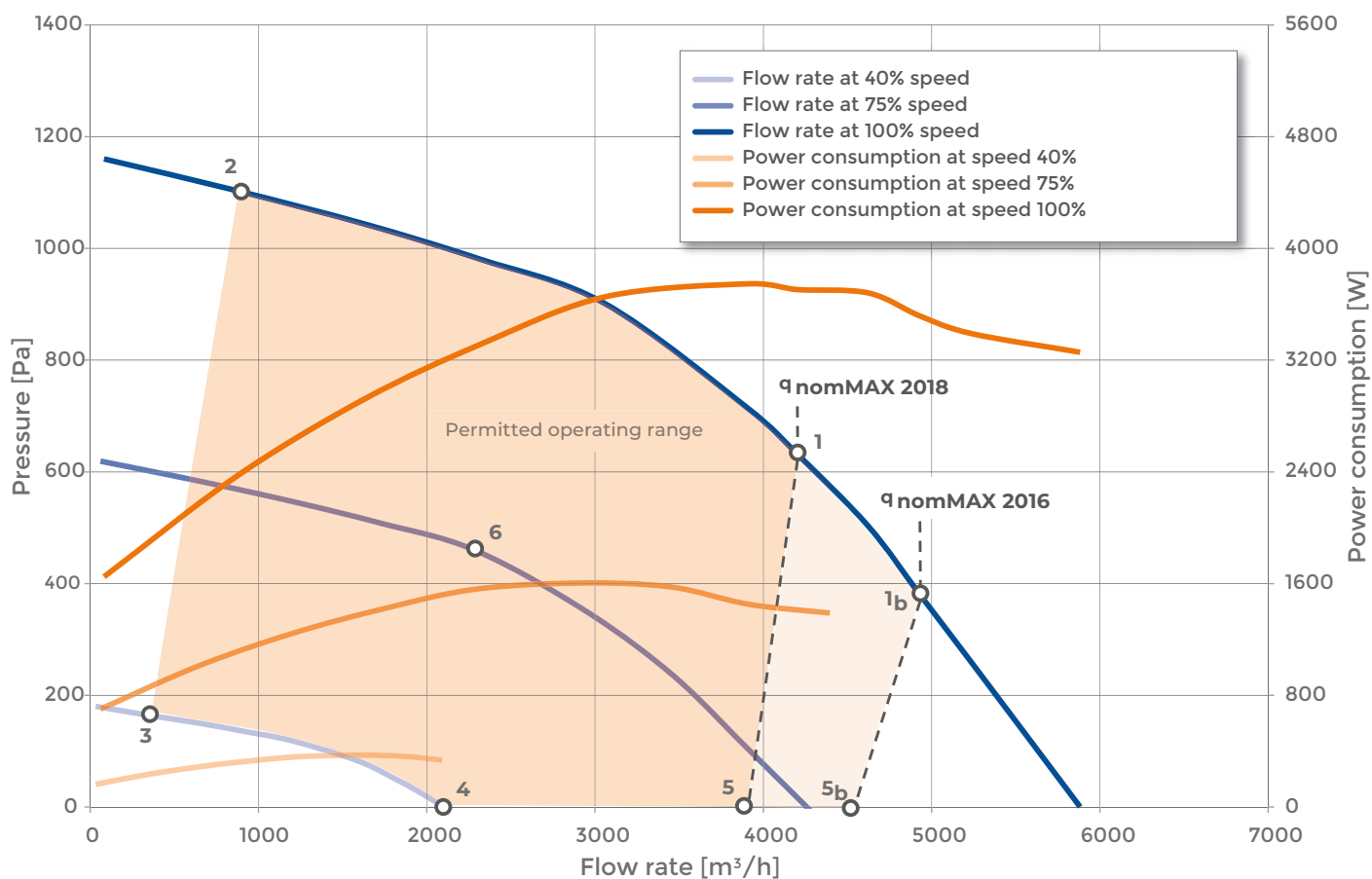


Smart EB - Electronic control/connection board installed on the machine, which can be combined with a thin white LCD display, with integrated humidity and ambient temperature probes (can be installed on a type 503 horizontal box); fan speed can be selected manually from 3 preset speeds (modifiable from 10% to 100%) or managed automatically by the control board (depending on humidity, air quality, temperature and/or other external probes); possibility of differentiating the speed of the inlet fan with respect to the exhaust fan; automatic control of the by-pass, with both free-cooling and free-heating functions; integrated frost protection with reduction in the speed of the inlet fan or, if present, with an anti-freeze resistor; automatic management of any post-treatment batteries/resistors (both with on/off and 0-10V valves); display of any active alarms and alarm history; filter clogging alarm both with counting of operating hours and with differential pressure switches; hourly/weekly programming. Possibility of controlling the control board with simple digital inputs (remote on/off contacts, speed, summer/winter...) and of combining it with external 0-10V probes (CO2/air quality, humidity, temperature, constant flow rate/pressure control...); ModBus on RS485 for connection to external controllers/supervisors; provision for expansion modules (LAN, RS485, RS232, GSM...), available in the future.

TECHNICAL DATA SHEET

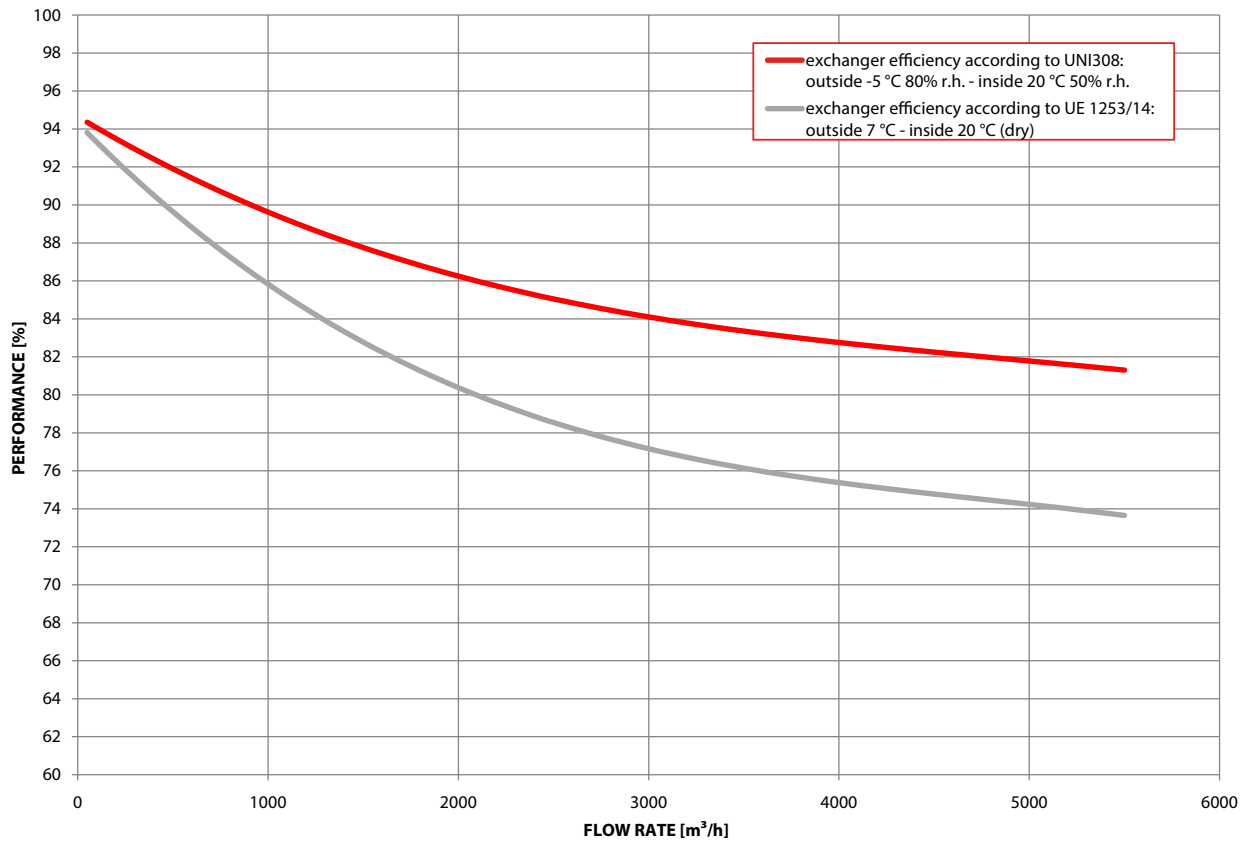
AERAULIC PERFORMANCES

	nominal flow rate	nominal flow rate	fan efficiency	exchanger efficiency	Sound power	specific internal power	nominal external pressure
	[m ³ /h]	q _{nom} [m ³ /s]	η _{s,Fan} [%]	η _{t_nrvu} [%]	LWA [dB(A)]	SFP _{int} [W/(m ³ /s)]	Δp _{s,ext} [Pa]
1	4200	1,167	61,3	75,1	70	988,2	632
1b	4930	1,369	60,2	74,3	70	1213,8	380
2	872	0,242	25,6	86,7	75	734,6	1103
3	347	0,096	15,5	91	58	199,6	164
4	2092	0,581	35,2	80	53	548,2	2
5	3850	1,069	46,3	75,6	63	1016,8	0
5b	4500	1,250	47,9	74,8	66	1244,4	0
6	2282	0,634	50,2	79,3	68	1557,9	460



TECHNICAL DATA SHEET

EXCHANGER THERMAL EFFICIENCY



DIMENSIONS

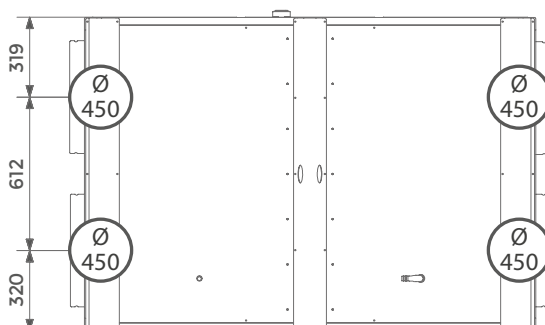
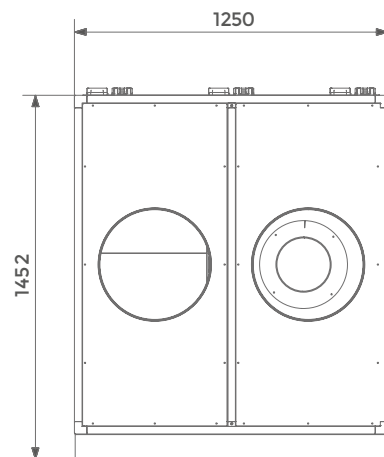
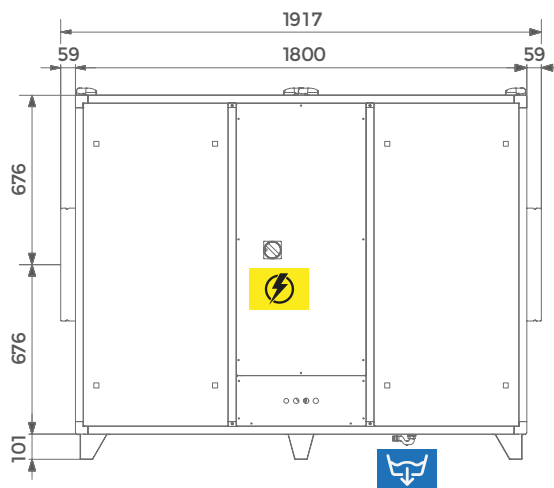
- Aeraulic connections Ø 450 mm
- Condensate drain Ø 20 mm



Condensate drain



Electrical cabinet



Dimensions in [mm].

TECHNICAL DATA SHEET

POSSIBLE CONFIGURATIONS



FRESH AIR INLET



EXHAUST AIR



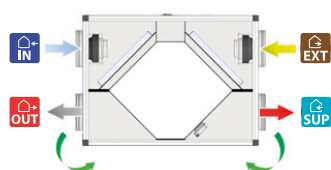
STALE
AIR EXTRACTION



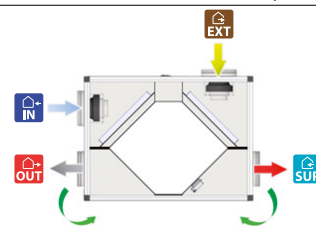
SUPPLY AIR

HORIZONTAL INSTALLATION ON THE FLOOR

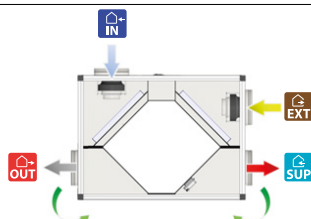
View from the inspection side, i.e. from above; inlet and outlet connections freely adjustable



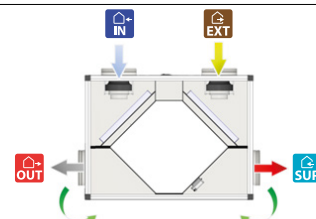
B1



B2



B3



B4

PRODUCT SHEET

According to Regulations (EU) No. 1253/2014 and No. 1254/2014 - Data referring to maximum nominal flow rate (for other operating points check the aeraulic performance graph)

Supplier's brand		RDZ S.p.A.
Model identifier		HR 5000
Type of product		UVNR, bidirectional
Type of motorisation		Variable speed
Heat recovery system		Countercurrent recuperator
Heat recovery system thermal efficiency*		75,1%
Nominal flow rate (m ³ /s)		1,167 m ³ /s
Effective electric power input (kW)		3,704 kW
Specific internal ventilation power SFP _{int} (W/(m ³ /s))*		988 W/(m ³ /s)
Frontal speed at nominal flow rate (m/s)*		1,72 m/s
Nominal outside pressure Δp _{s,ext} (Pa)		632 Pa
Internal pressure drop of ventilation components Δp _{s,int} (Pa)*		295 Pa
Fan static efficiency η _{s,Fan} **		61,3%
Drawing rate (%)	inside	6,4%
	external	5,7%
	recirculation	not applicable
Filter classification		Renewal: F7 (ePM1 70%) Revival: M5 (ePM10 50%)
Location and description of visual signal filter warning signal	Version 3E: Signalling LED on remote control	
	Lcd EB version: Alarm shown on remote display	
Sound power level (L _{wa} in dB(A))*		70 dB(A)
Internet address with pre-assembly and disassembly instructions		www.rdz.it

* as per EU Regulation 1253/2014

** calculated in accordance with EU Regulation No. 327/2011



RDZ S.p.A. 🏠 V.le Trento, 101 - 33077 SACILE (PN) - Italy

☎ Tel. +39 0434.787511 📠 Fax +39 0434.787522

✉ info@rdz.it 🌐 www.rdz.it

FAC0CB008BZ.02

09/2021

COMPANY WITH
QUALITY SYSTEM
CERTIFIED BY DNV GL
= ISO 9001 =

CLICK I SCAN



qr.rdz.it/?qr=P60